

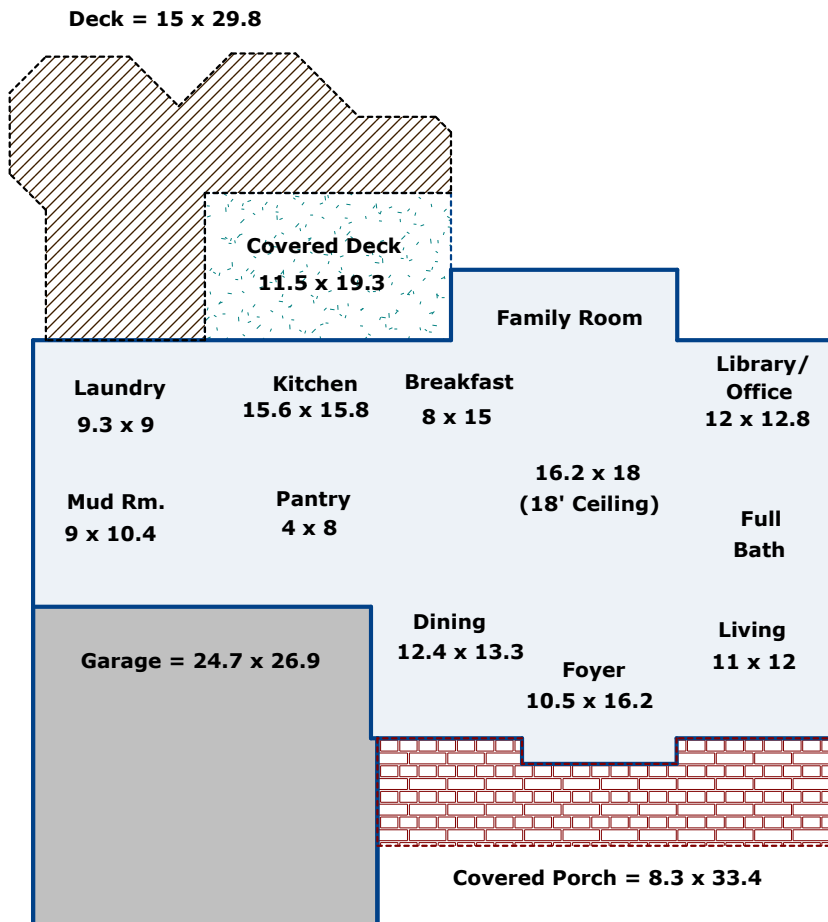
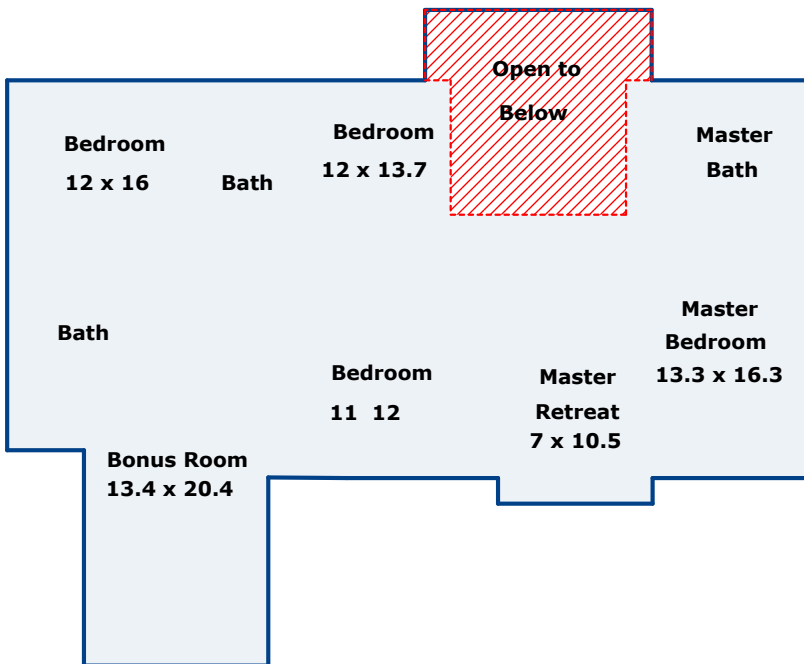
SKETCH/AREA TABLE ADDENDUM

SUBJECT

Property Address	10825 Rondeau Woods Court		
City	Raleigh	County	Wake
		State	NC
Zip	27614		
Borrower			
Lender/Client	Linda Craft and Team, LLC	L/C Address	7300 Six Forks Road, Raleigh, NC 27615
Appraiser Name	Joel Pearl	Appr Address	jjjpppp@aol.com

First Floor = 1,802 Square Feet
Second Floor = 2,033 Square Feet
Finished Lower = 1,293 Square Feet
Total Finished = 5,128 Square Feet

Garage = 517 Square Feet
Garage = 665 Square Feet
Unfinished Lower = 509 Square Feet
Total Under Roof = 6,819 Square Feet



IMPROVEMENTS SKETCH

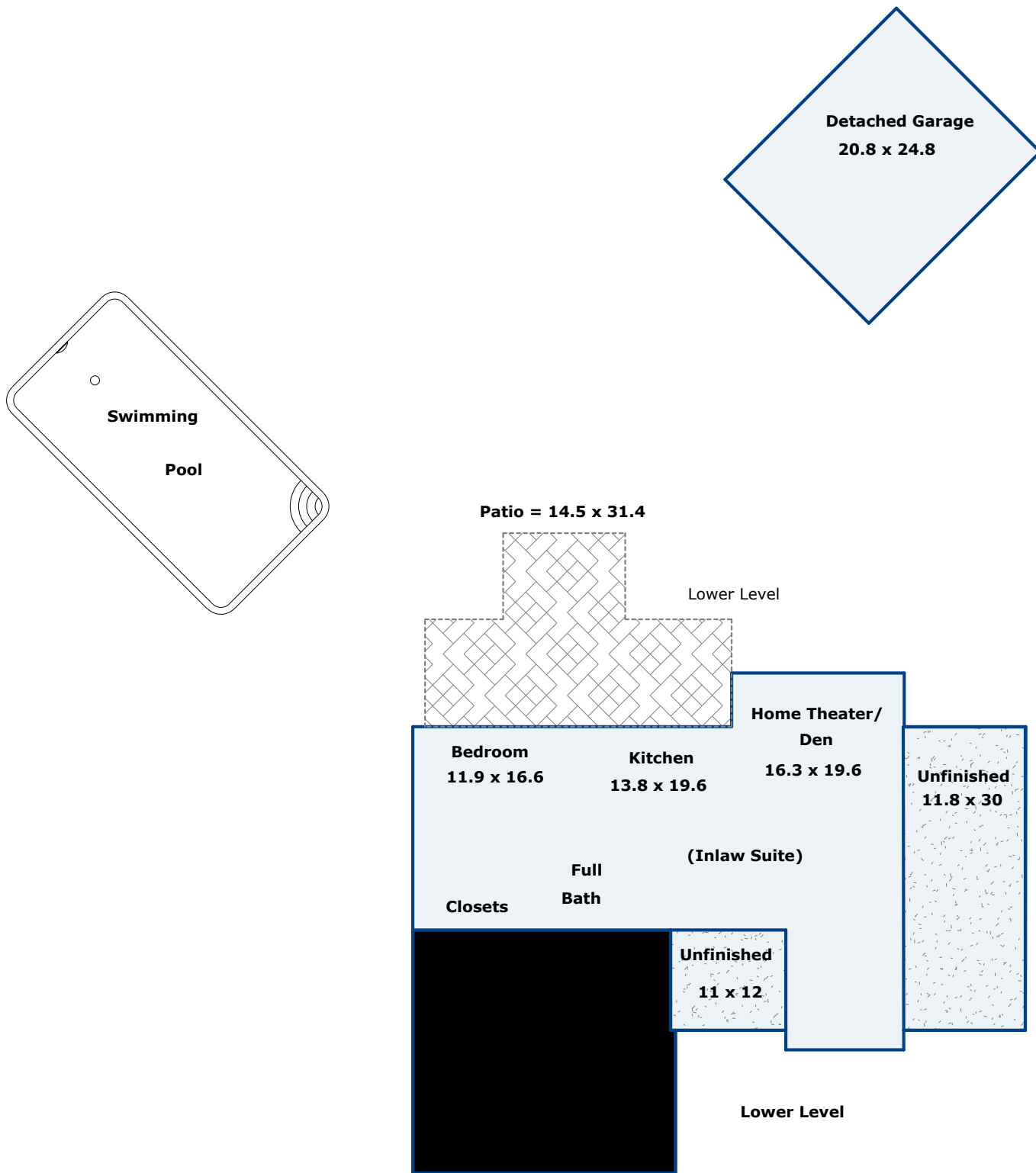
Scale: 1 = 15

SKETCH/AREA TABLE ADDENDUM

SUBJECT

Property Address	10825 Rondeau Woods Court		
City	Raleigh	County	Wake
		State	NC
Zip	27614		
Borrower			
Lender/Client	Linda Craft and Team, LLC	L/C Address	7300 Six Forks Road, Raleigh, NC 27615
Appraiser Name	Joel Pearl	Appr Address	jjjpppp@aol.com

IMPROVEMENTS SKETCH



Scale: 1 = 15

CALCULATIONS ADDENDUM

SUBJECT

Property Address	10825 Rondeau Woods Court		
City	Raleigh	County	Wake
		State	NC
		Zip	27614
Borrower			
Lender/Client	Linda Craft and Team, LLC	L/C Address	7300 Six Forks Road, Raleigh, NC 27615
Appraiser Name	Joel Pearl	Appr Address	jjjpppp@aol.com

AREA CALCULATIONS

AREA CALCULATIONS SUMMARY			
Code	Description	Net Size	Net Totals
GLA1	First Floor	2467.3	
	Garage	-665.4	1801.9
GLA2	Second Floor	2274.6	
	Open to Below	-241.2	2033.4
P/P	Covered Porch	277.3	
	Covered Deck	221.4	
	Deck	446.5	945.3
BSMT	Finished Basement	2467.3	
	Dead Space	-665.4	
	Unfinished	-387.5	
	Unfinished	-121.2	1293.3
GAR	Garage	517.4	
P/P	Patio	456.0	456.0
Net LIVABLE Area		(rounded)	3835

LIVING AREA BREAKDOWN			
Breakdown			Subtotals
First Floor			
0.5 x	0.0 x	31.1	0.8
	2.0 x	12.1	24.2
	14.7 x	26.9	394.3
	5.5 x	17.7	97.1
	62.7 x	31.1	1950.9
Garage			
	26.9 x	14.7	-394.3
	10.3 x	26.4	-271.0
Second Floor			
0.5 x	6.1 x	0.0	0.2
	2.0 x	12.1	24.2
	5.5 x	17.7	97.4
	28.9 x	62.9	1817.9
	2.1 x	56.9	121.3
	36.3 x	0.0	1.8
	14.7 x	14.4	211.9
Open to Below			
	13.7 x	10.5	-143.9
	5.5 x	17.7	-97.4
16 Items			(rounded) 3835

INDIVIDUAL AREA - BREAKDOWN CALCULATIONS

First Floor		GLA1	
0.5 x	0.0 x	31.1 =	0.8
	2.0 x	12.1 =	24.2
	14.7 x	26.9 =	394.3
	5.5 x	17.7 =	97.1
	62.7 x	31.1 =	1950.9
Area total (rounded) = 2467			

Garage		GLA1	
26.9 x	14.7 =	394.3	
10.3 x	26.4 =	271.0	
Area total (rounded) = -665			

CALCULATIONS ADDENDUM

SUBJECT

Property Address 10825 Rondeau Woods Court		
City Raleigh	County Wake	State NC
Borrower		
Lender/Client Linda Craft and Team, LLC	L/C Address 7300 Six Forks Road, Raleigh, NC 27615	
Appraiser Name Joel Pearl	Appr Address jijjpppp@aol.com	

INDIVIDUAL AREA - BREAKDOWN CALCULATIONS

Second Floor		GLA2
0.5 x	6.1 x	0.0 = 0.2
	2.0 x	12.1 = 24.2
	5.5 x	17.7 = 97.4
	28.9 x	62.9 = 1817.9
	2.1 x	56.9 = 121.3
	36.3 x	0.0 = 1.8
	14.7 x	14.4 = 211.9

Area total (rounded) = 2275

Covered Porch		P/P
0.5 x	0.0 x	2.0 = 0.0
0.5 x	0.0 x	6.4 = 0.0
	12.4 x	2.0 = 24.9
	2.0 x	11.3 = 22.6
	35.8 x	6.4 = 229.8

Area total (rounded) = 277

Covered Deck		P/P
11.5 x	19.3 =	221.4

Area total (rounded) = 221

Deck		P/P
0.5 x	1.5 x	0.0 = 0.0
	11.5 x	12.4 = 142.8
	3.2 x	34.5 = 112.0
0.5 x	1.5 x	1.5 = 1.1
	33.0 x	1.5 = 49.3
0.5 x	1.3 x	1.3 = 0.9
0.5 x	2.8 x	2.8 = 4.0
0.5 x	4.1 x	4.1 = 8.5
	1.1 x	12.2 = 12.9
	0.8 x	26.5 = 21.8
	1.2 x	33.3 = 40.0
0.5 x	3.2 x	0.0 = 0.0
	6.5 x	2.8 = 18.4
	5.0 x	4.1 = 20.6
0.5 x	1.1 x	1.1 = 0.6
0.5 x	0.8 x	0.8 = 0.3
0.5 x	1.2 x	1.2 = 0.7
0.5 x	2.8 x	2.8 = 4.0
		1 unlisted calculations = 8.5

Area total (rounded) = 447

Open to Below		GLA2
13.7 x	10.5 =	143.9
5.5 x	17.7 =	97.4

Area total (rounded) = -241

Finished Basement		BSMT
0.5 x	0.0 x	31.1 = 0.8
	2.0 x	12.1 = 24.2
	14.7 x	26.9 = 394.3
	5.5 x	17.7 = 97.1
	62.7 x	31.1 = 1950.9

Area total (rounded) = 2467

CALCULATIONS ADDENDUM

SUBJECT

Property Address 10825 Rondeau Woods Court	
City Raleigh	County Wake State NC Zip 27614
Borrower	
Lender/Client Linda Craft and Team, LLC	L/C Address 7300 Six Forks Road, Raleigh, NC 27615
Appraiser Name Joel Pearl	Appr Address jijjpppp@aol.com

INDIVIDUAL AREA - BREAKDOWN CALCULATIONS

Dead Space	BSMT
26.9 x 14.7 =	394.3
10.3 x 26.4 =	271.0

Area total (rounded) = -665

Patio	P/P
12.5 x 8.8 =	110.4
11.0 x 31.4 =	345.6

Area total (rounded) = 456

Unfinished	BSMT
0.5 x 0.1 =	1.1
12.4 x 31.1 =	386.4

Area total (rounded) = -387

Unfinished	BSMT
0.5 x 10.3 =	0.1
11.8 x 10.3 =	121.1

Area total (rounded) = -121

Garage	GAR
0.5 x 14.7 =	108.5
0.5 x 2.8 =	4.0
0.5 x 14.7 =	108.5
0.5 x 14.7 =	108.5
26.6 x 2.8 =	75.3
0.5 x 14.7 =	108.5
0.5 x 2.8 =	4.0

Area total (rounded) = 517